

# K - KP ROCKER ARM SPOT WELDER

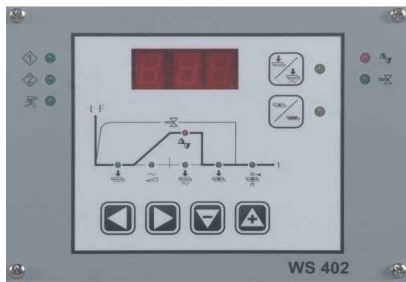


**K**

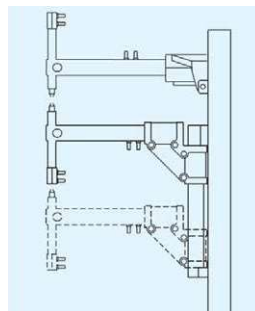


**KP**


Standard machine supplied with 455mm arms, but can be supplied with either 600mm, 800mm or 1000mm arms.



**CONTROL WS 402**



**LOWER ARM WITH ADJUSTABLE HEIGHT**



Machines are available with lower arm configurations suitable for jobs with restricted access. Available from 455mm - 1000mm

TECHNICAL SPECIFICATIONS		K 28 KP 28	K 48 KP 48
Single Phase Input	V 50/60 Hz	400	400
Rated Power @ 50%	kVA	25	45
Max. Welding Power	kVA	54.7	75
Installed Power	kVA	14	24
Fuse (Delayed Action)	A	36	63
Open Circuit Voltage	V	4.2	5.2
Secondary Short Circuit Current	kA	14	17.8
Max. Welding Current	kA	11.2	14.2
Electrode Force Max (6 Bar)	daN	220	260
Water Consumption	l/min	3.8	3.8
Dimensions	Depth mm	980	1020
	Width mm	390	390
	Height mm	1250	1250
Weight	kg	167	194